

# IT-DUMPS Q&A

Accurate study guides, High passing rate!  
IT-dumps provides update free of charge in one year!

**Exam** : **AZ-500**

**Title** : Microsoft Azure Security  
Technologies

**Version** : DEMO

## 1. Topic 1, Litware, inc

This is a case study. Case studies are not timed separately. You can use as much exam time as you would like to complete each case. However, there may be additional case studies and sections on this exam. You must manage your time to ensure that you are able to complete all questions included on this exam in the time provided.

To answer the questions included in a case study, you will need to reference information that is provided in the case study. Case studies might contain exhibits and other resources that provide more information about the scenario that is described in the case study. Each question is independent of the other question on this case study.

At the end of this case study, a review screen will appear. This screen allows you to review your answers and to make changes before you move to the next sections of the exam. After you begin a new section, you cannot return to this section.

### To start the case study

To display the first question on this case study, click the Next button. Use the buttons in the left pane to explore the content of the case study before you answer the questions. Clicking these buttons displays information such as business requirements, existing environment, and problem statements. If the case study has an All Information tab, note that the information displayed is identical to the information displayed on the subsequent tabs. When you are ready to answer a question, click the Question button to return to the question.

### Overview

Litware, Inc. is a digital media company that has 500 employees in the Chicago area and 20 employees in the San Francisco area.

### Existing Environment

Litware has an Azure subscription named Sub1 that has a subscription ID of 43894a43-17c2-4a39-8cfc-3540c2653ef4.

Sub1 is associated to an Azure Active Directory (Azure AD) tenant named litwareinc.com. The tenant contains the user objects and the device objects of all the Litware employees and their devices. Each user is assigned an Azure AD Premium P2 license. Azure AD Privileged Identity Management (PIM) is activated.

The tenant contains the groups shown in the following table.

Name	Type	Description
Group1	Security group	A group that has the Dynamic User membership type, contains all the San Francisco users, and provides access to many Azure AD applications and Azure resources.
Group2	Security group	A group that has the Dynamic User membership type and contains the Chicago IT team

The Azure subscription contains the objects shown in the following table.

Name	Type	Description
VNet1	Virtual network	VNet1 is a virtual network that contains security-sensitive IT resources. VNet1 contains three subnets named Subnet0, Subnet1, and AzureFirewallSubnet.
VM0	Virtual machine	VM0 is an Azure virtual machine that runs Windows Server 2016, connects to Subnet0, and has just in time (JIT) VM access configured.
VM1	Virtual machine	VM1 is an Azure virtual machine that runs Windows Server 2016 and connects to Subnet0.
SQLDB1	Azure SQL Database	SQLDB1 is an Azure SQL database on a SQL Database server named LitwareSQLServer1.
WebApp1	Web app	WebApp1 is an Azure web app that is accessible by using <a href="https://litwareinc.com">https://litwareinc.com</a> and <a href="http://www.litwareinc.com">http://www.litwareinc.com</a> .
Resource Group1	Resource group	Resource Group1 is a resource group that contains VNet1, VM0, and VM1.
Resource Group2	Resource group	Resource Group2 is a resource group that contains shared IT resources.

Azure Security Center is set to the Free tier.

### Planned changes

Litware plans to deploy the Azure resources shown in the following table.

Name	Type	Description
Firewall1	Azure Firewall	An Azure firewall on VNet1.
RT1	Route table	A route table that will contain a route pointing to Firewall1 as the default gateway and will be assigned to Subnet0.
AKS1	Azure Kubernetes Service (AKS)	A managed AKS cluster

### Identity and Access Requirements

Litware identifies the following identity and access requirements:

- ☞ All San Francisco users and their devices must be members of Group1.
- ☞ The members of Group2 must be assigned the Contributor role to Resource Group2 by using a permanent eligible assignment.
- ☞ Users must be prevented from registering applications in Azure AD and from consenting to applications that access company information on the users' behalf.

### Platform Protection Requirements

Litware identifies the following platform protection requirements:

- ⇒ Microsoft Antimalware must be installed on the virtual machines in Resource Group1.
- ⇒ The members of Group2 must be assigned the Azure Kubernetes Service Cluster Admin Role.
- ⇒ Azure AD users must be to authenticate to AKS1 by using their Azure AD credentials.
- ⇒ Following the implementation of the planned changes, the IT team must be able to connect to VM0 by using JIT VM access.
- ⇒ A new custom RBAC role named Role1 must be used to delegate the administration of the managed disks in Resource Group1. Role1 must be available only for Resource Group1.

### Security Operations Requirements

Litware must be able to customize the operating system security configurations in Azure Security Center.

#### HOTSPOT

You need to deploy Microsoft Antimalware to meet the platform protection requirements.

What should you do? To answer, select the appropriate options in the answer area. NOTE: Each correct selection is worth one point.

#### Answer Area

Create a custom policy definition that has effect set to:

	▼
Append	
Deny	
DeployIfNotExists	

Create a policy assignment and modify:

	▼
The Create a Managed Identity setting	
The exclusion settings	
The scope	

**Answer:**

#### Answer Area

Create a custom policy definition that has effect set to:

	▼
Append	
Deny	
DeployIfNotExists	

Create a policy assignment and modify:

	▼
The Create a Managed Identity setting	
The exclusion settings	
The scope	

**Explanation:**

1. DeployifNotExists
2. Scope

2.You need to meet the identity and access requirements for Group1.

What should you do?

- A. Add a membership rule to Group1.
- B. Delete Group1. Create a new group named Group1 that has a membership type of Office 365. Add users and devices to the group.
- C. Modify the membership rule of Group1.
- D. Change the membership type of Group1 to Assigned. Create two groups that have dynamic memberships. Add the new groups to Group1.

**Answer: D**

**Explanation:**

<https://docs.microsoft.com/en-us/azure/active-directory/users-groups-roles/groups-dynamic-membership>

Scenario:

Litware identifies the following identity and access requirements: All San Francisco users and their devices must be members of Group1.

The tenant currently contain this group:

Name	Type	Description
Group1	Security group	A group that has the Dynamic User membership type, contains all the San Francisco users, and provides access to many Azure AD applications and Azure resources.

References:

<https://docs.microsoft.com/en-us/azure/active-directory/users-groups-roles/groups-dynamic-membership>  
<https://docs.microsoft.com/en-us/azure/active-directory/fundamentals/active-directory-groups-create-azure-portal>

3.You need to ensure that you can meet the security operations requirements.

What should you do first?

- A. Turn on Auto Provisioning in Security Center.
- B. Integrate Security Center and Microsoft Cloud App Security.
- C. Upgrade the pricing tier of Security Center to Standard.
- D. Modify the Security Center workspace configuration.

**Answer: C**

**Explanation:**

The Standard tier extends the capabilities of the Free tier to workloads running in private and other public clouds, providing unified security management and threat protection across your hybrid cloud workloads. The Standard tier also adds advanced threat detection capabilities, which uses built-in behavioral analytics and machine learning to identify attacks and zero-day exploits, access and application controls to reduce exposure to network attacks and malware, and more.

Scenario: Security Operations Requirements

Litware must be able to customize the operating system security configurations in Azure Security Center.

References: <https://docs.microsoft.com/en-us/azure/security-center/security-center-pricing>

#### 4.DRAG DROP

You need to deploy AKS1 to meet the platform protection requirements.

Which four actions should you perform in sequence? To answer, move the appropriate actions from the list of actions to the answer area and arrange them in the correct order. NOTE: More than one order of answer choices is correct. You will receive credit for any of the correct orders you select.

#### Actions

#### Answer Area

Deploy an AKS cluster.

Create a client application.

Create a server application.

Create an RBAC binding.

Create a custom RBAC role.

Answer:

**Actions****Answer Area**

Deploy an AKS cluster.	Create a server application.
Create a client application.	Create a client application.
Create a server application.	Deploy an AKS cluster.
Create an RBAC binding.	Create an RBAC binding.
Create a custom RBAC role.	

**Explanation:**

Scenario: Azure AD users must be to authenticate to AKS1 by using their Azure AD credentials.

Litewire plans to deploy AKS1, which is a managed AKS (Azure Kubernetes Services) cluster.

Step 1: Create a server application

To provide Azure AD authentication for an AKS cluster, two Azure AD applications are created. The first application is a server component that provides user authentication.

Step 2: Create a client application

The second application is a client component that's used when you're prompted by the CLI for authentication. This client application uses the server application for the actual authentication of the credentials provided by the client.

Step 3: Deploy an AKS cluster.

Use the az group create command to create a resource group for the AKS cluster.

Use the az aks create command to deploy the AKS cluster.

Step 4: Create an RBAC binding.

Before you use an Azure Active Directory account with an AKS cluster, you must create role-binding or cluster role-binding. Roles define the permissions to grant, and bindings apply them to desired users.

These assignments can be applied to a given namespace, or across the entire cluster.

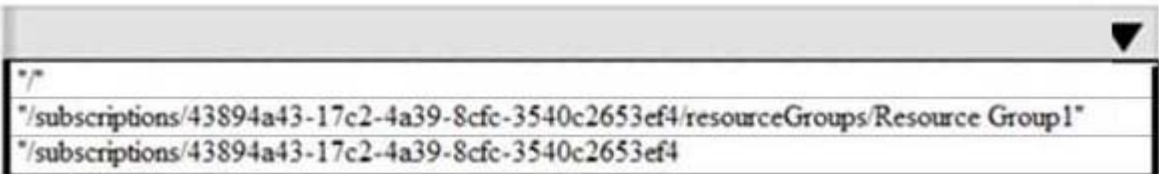

**5.HOTSPOT**

You need to create Role1 to meet the platform protection requirements.

How should you complete the role definition of Role1? To answer, select the appropriate options in the answer area. NOTE: Each correct selection is worth one point.




```
{  
  "Name": "Role1",  
  "Id": "11111111-1111-1111-1111-111111111111",  
  "IsCustom" : true,  
  "Description": "VM storage operator"  
  "Actions" : [  
      
      
      
  ],  
  "NotActions": [  
    ],  
  "AssignableScopes" : [  
      
      
      
  ]  
}
```

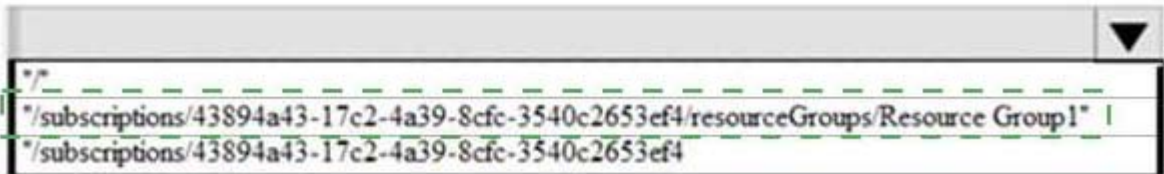


Answer:

```
{
  "Name": "Role1",
  "Id": "11111111-1111-1111-1111-111111111111",
  "IsCustom" : true,
  "Description": "VM storage operator"
  "Actions" : [
```



```
    ],
  "NotActions": [
  ],
  "AssignableScopes" : [
```



```
    ]
  }
}
```

**Explanation:**

- 1) Microsoft.Compute/
- 2) disks
- 3) /subscription/{subscriptionId}/resourceGroups/{Resource Group Id}

A new custom RBAC role named Role1 must be used to delegate the administration of the managed disks in Resource Group1. Role1 must be available only for Resource Group1.