

IT-DUMPS Q&A

Accurate study guides, High passing rate!
IT-dumps provides update free of charge in one year!

Exam : **9L0-827**

Title : Logic Pro 9 Level One End
User Exam

Version : Demo

1.Which actions allow you to open the Edit Marker dialog for a sequence marker?

(Select all that apply)

- A. Command-double-click the marker.
- B. With the playhead on the marker, press M.
- C. Control-click the marker.

Answer: A, B

2.Which keyboard shortcut allows you to view the entire sequence within the Timeline Window.?

- A. Command-Z
- B. Control-Z
- C. Option-Z
- D. Shift-Z

Answer: D

3.HOTSPOT

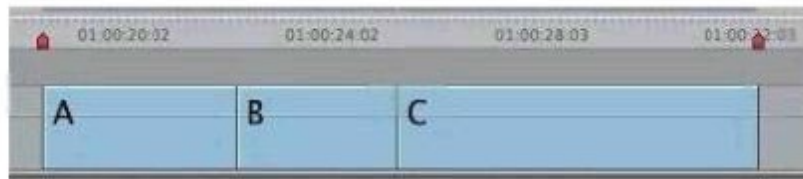
In the Log and Transfer window below, click the icon that allows you to choose the Apple ProRes format for converting AVCHD footage.



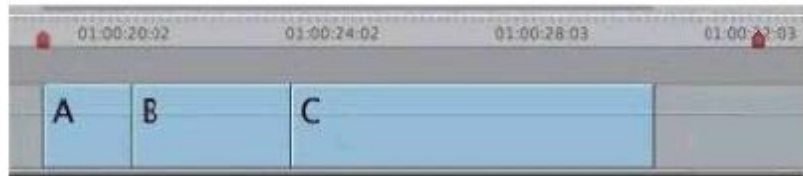
Answer: Pending

4.Which tool would perform the Before/After edit scenario shown above with the least amount of clicks or keystrokes?

Before



After

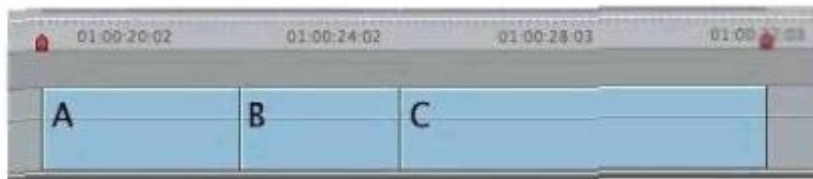


- A. Ripple
- B. Roll
- C. Slide
- D. Slip


Answer: A

5. Which tool would perform the Before/After edit scenario shown above with the least amount of clicks or keystrokes? (NOTE: Two edit points changed simultaneously.)

Before



After



- A. Ripple
- B. Roll
- C. Slide
- D. Slip

Answer: C

6. HOTSPOT




In the image below, click the icon that allows you to make a Lift edit, as shown above.



Answer: Pending

7.HOTSPOT

In the image below, click the Solo button for A3.



Answer: Pending


8.HOTSPOT

In the image below, click the icon that allows you to display Title Safe.



Answer: Pending

9. Which overlay displayed below indicates the Canvas playhead is parked at the end of a sequence?



- A. Option A
- B. Option B
- C. Option C
- D. Option D
- E. Option E

Answer: C

10. Which reconnect option allows you to manually navigate to a source media file?

- A. Batch
- B. Forget
- C. Locate
- D. Search

Answer: C