

IT-DUMPS Q&A

Accurate study guides, High passing rate!
IT-dumps provides update free of charge in one year!

Exam . **9A0-019**

Title . Adobe Photoshop6.0
Product Proficiency

Version . Demo

1.If you are working in a two-layer document, how should you make the top layer display only where it overlaps the content of the low layer.

- A. link the layers
- B. make a clipping group
- C. link the layers and select Merge Linked
- D. turn Preserve Transparency for the top layer


Answer: B

2.Which command converts a selection into a new layer?

- A. Copy Merged
- B. Layer Via Copy
- C. New Adjustment Layer
- D. Layer from Background

Answer: B

3.Exhibit.



You want to create the hard and soft edge around an image. What area the red arrows indicating in the Zebra layer on the Layers. Palette? (Choose two.)

- A. a layer mask
- B. a clipping group
- C. an adjustment layer
- D. a layer clipping path

Answer: AD

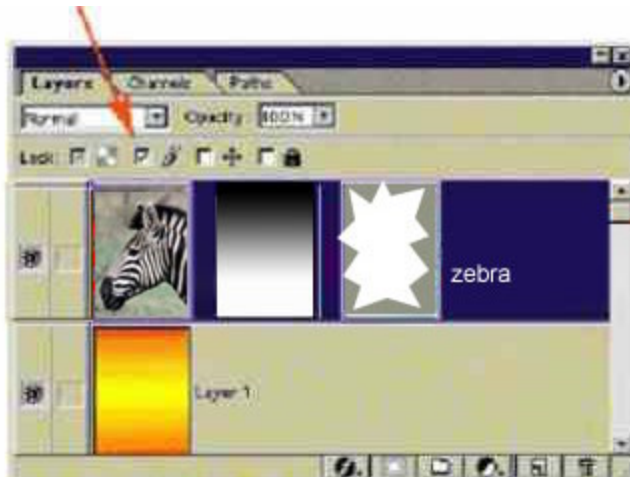
4.You want to make certain areas of a completely opaque layer partially transparent. You have added a

new layer mask. What should you do?

- A. paint with black
- B. paint with a shade of gray
- C. change the opacity of the layer
- D. change the opacity of the layer mask

Answer: B

5.Exhibit.

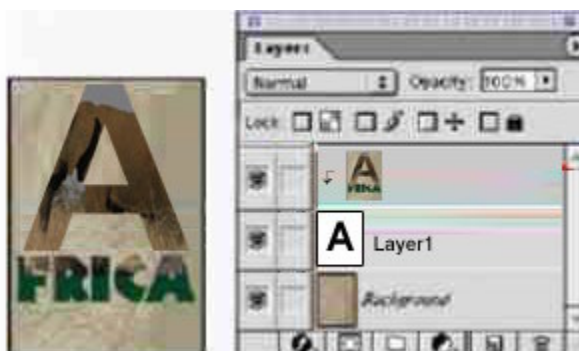


You have clicked the Lock image pixels checkbox in the Layers palette. Which action are you PREVENTED from doing?

- A. changing the blending mode
- B. changing the shape of the clipping path
- C. using the painting tool to modify the layer mask
- D. using the history brush to paint back form an earlier state

Answer: D

6.Exhibit.



You create a type layer and a fill layer with a pattern. You want the type to act as a mask so that the pattern appears only where there is type on the type layer. What should you do?

- A. position the type layer above the fill layer. with the type layer active, choose Layer>Merge Down
- B. position the type layer below the fill layer. with the fill layer active, choose Layer>Merge Down

- C. position the type layer below the fill layer, with the fill layer active, choose Layer>Group with Previous
- D. position the type layer above the fill layer, with the type layer active, choose Layer>Group with Previous

Answer: C

7.What are two methods to create custom layer styles? (Choose two.)

- A. choose the Layer Properties dialog box
- B. choose Layer>Layer Style>Copy Layer Style
- C. select New Style in the Layer Styles dialog box
- D. select the Create New Style button on the Style Palette

Answer: CD

8.Which command or tool effects all linked layers?

- A. Paintbrush
- B. Distort Filter
- C. Free Transform
- D. Levels Adjustment

Answer: C

9.You have created an action that you want to run on a folder of images. Which destination option within the Batch command saves the files to a new location and leaves the originals untouched?

- A. None
- B. Folder
- C. Import
- D. Save and Close

Answer: B

10.You are working in a layered Photoshop document. You add an adjustment layer. Which layer will be affected by the adjustment layer?

- A. layers above the adjustment layer
- B. layer below the adjustment layer
- C. only layers included in the same layer set
- D. only layers linked with the adjustment layer

Answer: B

11.You want to randomly display 7% of the pixels on a layer. What should you do? A. set the layer opacity to 7% and the layer's blending mode to Dissolve

- B. set the layer opacity to 7% and the layer's blending mode to Difference
- C. apply the Pointillize filter then choose the Fade command with 7% opacity
- D. apply the Fragment filter then choose the Fade command with 7% opacity

Answer: A

12.Which format supports layers in Adobe Photoshop?

- A. JPG
- B. TIFF
- C. PICT
- D. EPS

Answer: B

13.You are making selection by using the elliptical marquee. The value for Feather is set10 pixels. When would you see the effect of the feathering option?

- A. When you deselect
- B. When you choose Select>Feather
- C. When you move the selected pixels
- D. As soon as you finish making the selection

Answer: C

14.Which blending mode should you use to create a drop shadow?

- A. Multiply
- B. Dissolve
- C. Difference
- D. Color Burn

Answer: A

15.When creating animations in Adobe ImageReady, what does the Tween feature do?

- A. It specifies looping for playback.
- B. It specifies repeat options for playback.
- C. It adds a series of layers between existing layers.
- D. It adds a series of frames between existing frames.

Answer: D

16.You make a selection with the polygon lasso tool. When a color fill is applied, the edge appears rough. Which tool option should have been selected to soften the selection edge.

- A. Blur
- B. Border
- C. Smooth
- D. Anti-Alised

Answer: D

17.A layer contains a shape filled with a solid color. You want to fill the shape with a gradient. What should you do?

- A. select the shape layer and choose a gradient from the Swatches palette.
- B. Select the gradient tool from the toolbox. select a gradient from the options bar, and drag the gradient tool across the shape
- C. Select the shape layer; click the Layer Style button on the Layers palette and select Gradient Overlay; choose a gradient and click OK

D. Select the shape layer; click the New Adjustment Layer button on the Layers palette and select Gradient Map. choose a gradient and click OK

Answer: C

18. What is the most efficient thod to isolate a complex object form is background?

- A. create a layer mask
- B. create an alpha channel
- C. use the Extract Image command
- D. use the lasso tool to create a selection

Answer: C

19.You make a selection by using the magnetic lasso tool you want modify the selection. Which tool or tools can you use to modify the selection?

- A. any selection tool
- B. only the magnetic lasso
- C. lasso, magnetic lasso or polygonal lasso
- D. any selection tool except the magic wand

Answer: A

20.Which file format supports spot color channel?

- A. PICT
- B. JPEG
- C. Gif89a
- D. DCS 2.0

Answer: D